



# evolv e24C Release Notes



# Introduction

Dear reader,

We are excited to announce the latest update to our software, which includes important improvements and bug fixes for a smoother experience.

As always, your feedback helps us make these enhancements. In addition to these updates, we're actively modernizing and refactoring our codebase to ensure our platform remains future-proof and continues to meet your evolving needs. Stay tuned for more exciting features coming soon!

Thank you for being a valued customer.

Best regards,

Bär van Campenhout

Lead Flo Software

[bar.vancampenhout@flo-group.com](mailto:bar.vancampenhout@flo-group.com)

+31615003056



# Contents

- evolv Platform
  - Improvements
- Data Loader and Carrier Solution
  - Improvements
  - Bug Fixes
- Test Accelerator
  - Improvements



# Platform Improvements

## Security Improvements

- In this release of e24C, we've made several enhancements to strengthen overall system security. These improvements include bolster protection against emerging threats, reinforce data integrity, and ensure a more secure environment for all users.

## Codebase Improvements

- As part of our continuous effort to improve the performance, maintainability, and scalability of the application, we have initiated an ongoing refactoring of the codebase. While this refactor does not introduce new features directly, it sets us up for future improvements.



# Data Loader & Carrier Solution Improvements

## Processing order of messages in OTM

The transmission logic towards OTM has been improved in such a way that occasionally observed foreign key issues will not appear again. All transmissions for a mapping node will now be sent and then the returned OTM transmission reports inspected before the messages for the next mapping node will be sent. In case of a reported issue from OTM, the upload will be halted. This will prevent OTM's parallel processing leading to foreign key issues, as well as prevent cascading transmission errors, so these will be easier to fix.

*Please note this will increase the perceived processing time of evolv when loading data to OTM. This is since this process will now include OTM's internal processing of the sent messages. evolv does not require any additional time for its internal process.*



# Data Loader & Carrier Solution Improvements

## Validations against Lookup

Lookups can now be used for data validation in a similar way checks against the assigned cache can be done.

The screenshot shows the configuration for a validation test on the column 'EQUIPMENT\_GROUP\_XID' in the 'DEMO\_RATES' table. The 'Validation Tests' tab is active. The configuration includes:

- Column Position\***: E
- Internal Column Name\***: EQUIPMENT\_GROUP\_XID
- Mandatory**:
- Column Group**: (empty)
- REGEXP\_LIKE check**: (empty)
- not REGEXP\_LIKE check**: (empty)
- Data Consistency Check**: A list of columns including DEMO\_RATES/SERVPROV\_XID, DEMO\_RATES/START\_DATE, DEMO\_RATES/END\_DATE, and DEMO\_RATES/COSTS.
- Has Validation**:
- Validation Source\***: LOOKUP
- Lookup Headers\***: EVOLV-58
- Lookup Header Columns\***: (empty)
- Validation Predicate**: (empty)

# Data Loader & Carrier Solution Improvements

## Default validations per data type

A selection of default format checks have been added to all data types.

Excel Template Column - DEMO\_RATES/EQUIPMENT\_GROUP\_XID

Column Position\* E

Internal Column Name\* EQUIPMENT\_GROUP\_XID

Display Validation Tests Validation Messages Parameters

Template Column Name  
Equipment ID

Data Type\*  
STRING

Data Format

- NO CASE CHANGE
- FORCE UPPERCASE
- E-mail format
- Disallowed characters
- Alphanumeric
- Alphabetical

# Data Loader Bug Fixes

- EVOLV-747 - Detect mime type properly based on file content
- EVOLV-717 - Data Extract doesn't work reliably in e24b-3
- EVOLV-713 - Don't set any defaults when adding data formats via DB upgrade
- EVOLV-712 - Connection Test fails when Track contains Purpose "User Interface"
- EVOLV-711 - Unable to get App Parameters when ADMIN app is not assigned to a user role
  
- EVOLV-705 - First call to /renewToken with Basic Auth fails
- EVOLV-697 - Login fails after when user's password contains a colon (:)
- EVOLV-656 - Inbound Transmission Message too large to store in the DB
- EVOLV-646 - Object Type Group Search Not Working
  
- EVOLV-644 - Download Trans XML no longer works on DL Dashboard
- EVOLV-626 - SSO\_ENABLED application parameter not being found on upgraded customer instances
- EVOLV-620 - Data Loader Dashboard UI Not respecting File Count and Paging not working correctly





# Test Accelerator

## Getting Started with Test Accelerator Documentation

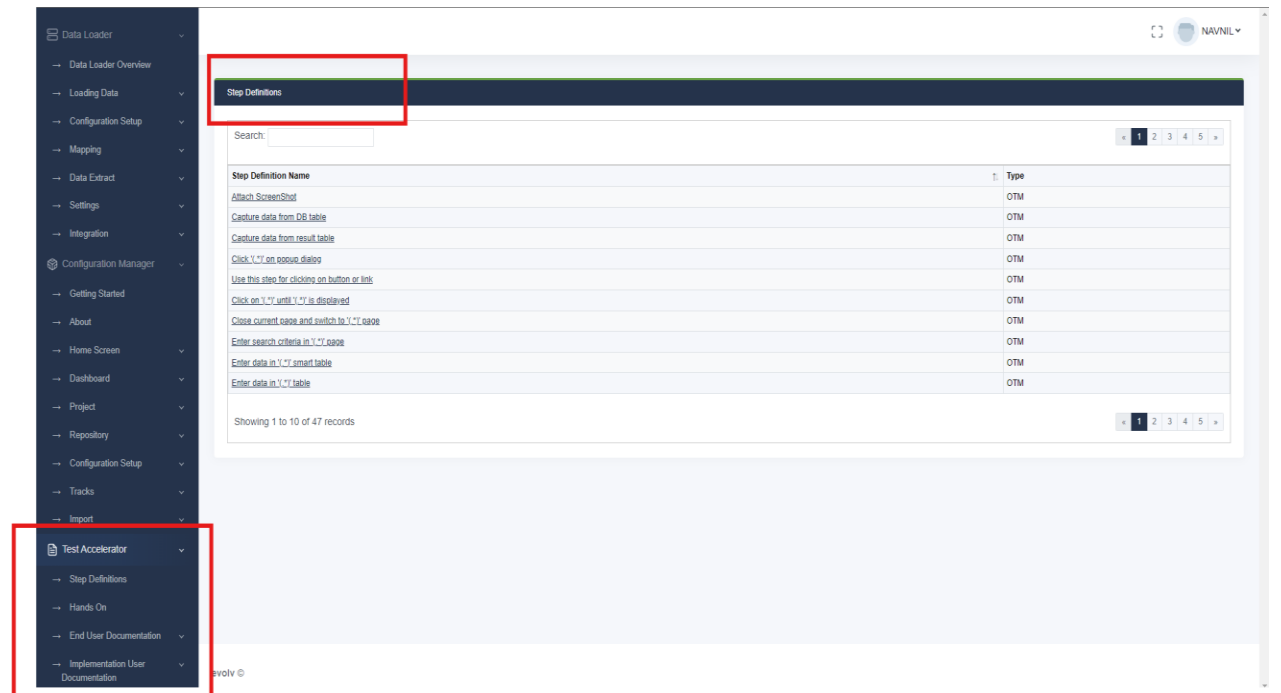
The evolv Help Center now includes comprehensive documentation for Test Accelerator, providing detailed guidance for end users to interact with various components of the application. A dedicated page outlines the step definitions available in the Test Accelerator library. Additionally, sample test scripts for various OTM scenarios are provided to assist users.



# Test Accelerator Documentation

## Test Definition Library

Each test definition in the library executes a specific user action on OTM.




# Test Accelerator Documentation

## Step Definition

Each step definition is accompanied by relevant examples for better understanding.




### Step Definition

Step Definition Name 

Enter search criteria in '(\*)' page

Step Definition Example

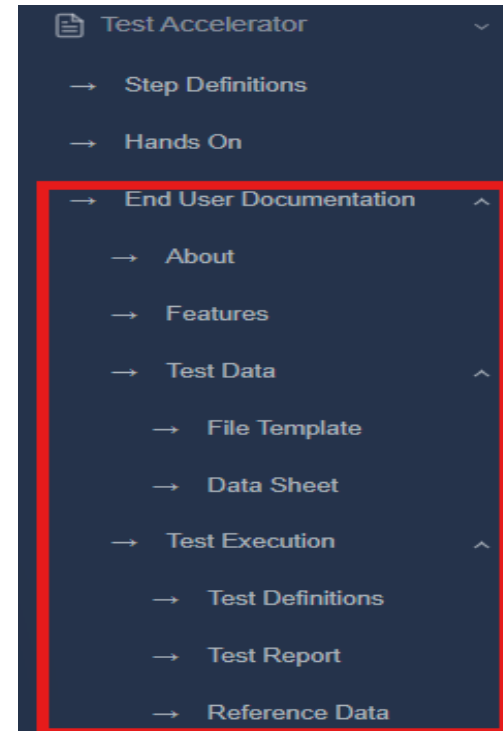
```
1 Enter search criteria in 'Order Release Finder' page
2 | Enter Order Release ID = <Order Release ID1> | Select Order Release ID Operator = Same As |
3 | Enter Early Pickup Date = <Early Pickup Date> | Select Early Pickup Date Operator = Same As |
4 | Select Indicator = White |
5 | Enter Total Gross Weight = 2400 | Select Total Gross Weight UOM = KG |
6 | Radio Splittable = No |
7
8 Enter search criteria in 'Order Releases Finder' page
9 | Clear Order Release ID |
10
```

# Test Accelerator Documentation

## End User Documentation

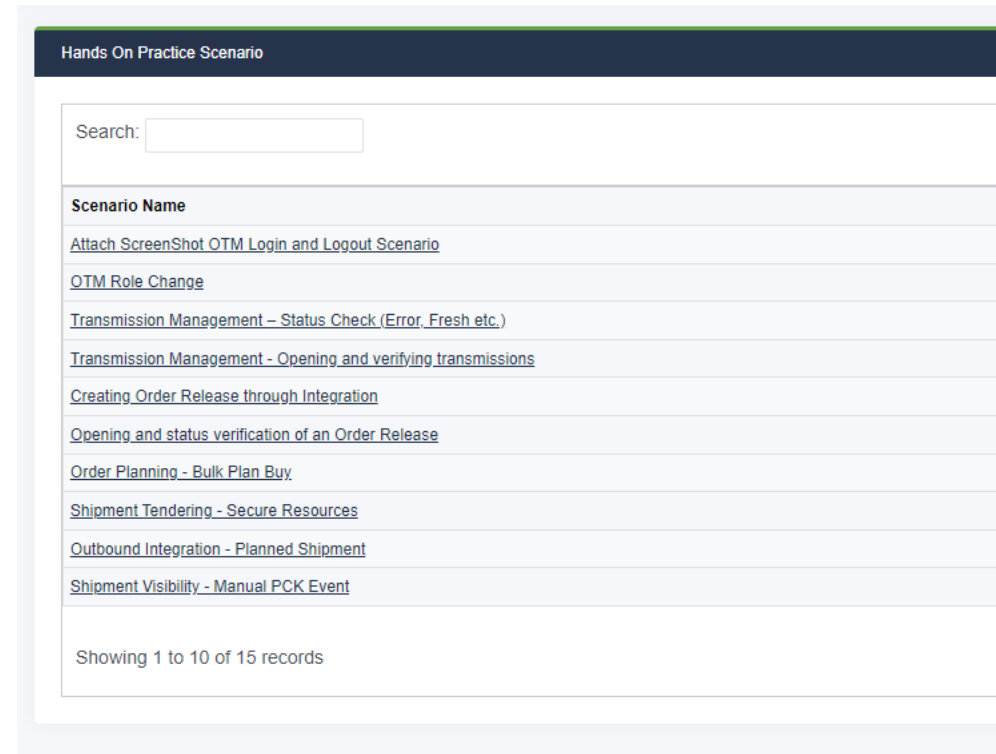
The end user documentation provides a detailed explanation of the various components of the application, with step-by-step instructions and accompanying screenshots to enhance user understanding.



# Test Accelerator Documentation

## OTM Scenarios for Practice

The documentation includes a variety of test scripts for multiple OTM scenarios.



The screenshot displays a web interface titled "Hands On Practice Scenario". It features a search bar at the top. Below the search bar is a table with 15 rows, each representing a scenario. The scenarios listed are:

Scenario Name
<a href="#">Attach ScreenShot OTM Login and Logout Scenario</a>
<a href="#">OTM Role Change</a>
<a href="#">Transmission Management – Status Check (Error, Fresh etc.)</a>
<a href="#">Transmission Management - Opening and verifying transmissions</a>
<a href="#">Creating Order Release through Integration</a>
<a href="#">Opening and status verification of an Order Release</a>
<a href="#">Order Planning - Bulk Plan Buy</a>
<a href="#">Shipment Tendering - Secure Resources</a>
<a href="#">Outbound Integration - Planned Shipment</a>
<a href="#">Shipment Visibility - Manual PCK Event</a>

Showing 1 to 10 of 15 records



**For more information,  
please contact:**

**Data Loader  
Sascha Marx**

**[sascha.marx@flo-group.com](mailto:sascha.marx@flo-group.com)**

**Test Accelerator  
Navnil Niraj**

**[navnil.niraj@flo-group.com](mailto:navnil.niraj@flo-group.com)**

**Thank You**

